

# International Sourcing Benchmarking Study

## Selected Results Chemicals/Pharmaceuticals

CfSM – Centrum für Supply Management

The global sourcing study is the **first globally spanning study** of its kind.

The study was conducted by CfSM and University of Wuerzburg from July 2006 to June 2007.

Included are companies situated in **all important industrial nations**, as well as many other large businesses from the remaining European and Asian countries.

The study was **addressed exclusively to purchasing officers of companies doing business in industry and commerce.**

**Nearly 400 companies** took part in the study.

## About the study

The study was supported by:

**Austria**



Bundesverband Materialwirtschaft, Einkauf und Logistik in Österreich (BMÖ)

**Belgium**



Association Belge des Cadres d'Achat et de Logistique (ABCAL)

**Belgium**



Vereniging voor Inkoop en Bedrijfslogistiek (VIB)

**Canada**



Purchasing Management Association of Canada (PMAC)

**Denmark**



Dansk Indkøbs- og Logistikforum (DILF)

**Finland**



Suomen Logistiikkayhdistys (LOGY)

**France**



Compagnie des Dirigeants d'Approvisionnement et Acheteurs de France (CDAF)

**Germany**



Bundesverband Materialwirtschaft, Einkauf und Logistik e.V. (BME)

**Great Britain**



The Chartered Institute of Purchasing & Supply

**India**



Indian Institute of Materials Management (IIMM)

## About the study

The study was supported by:

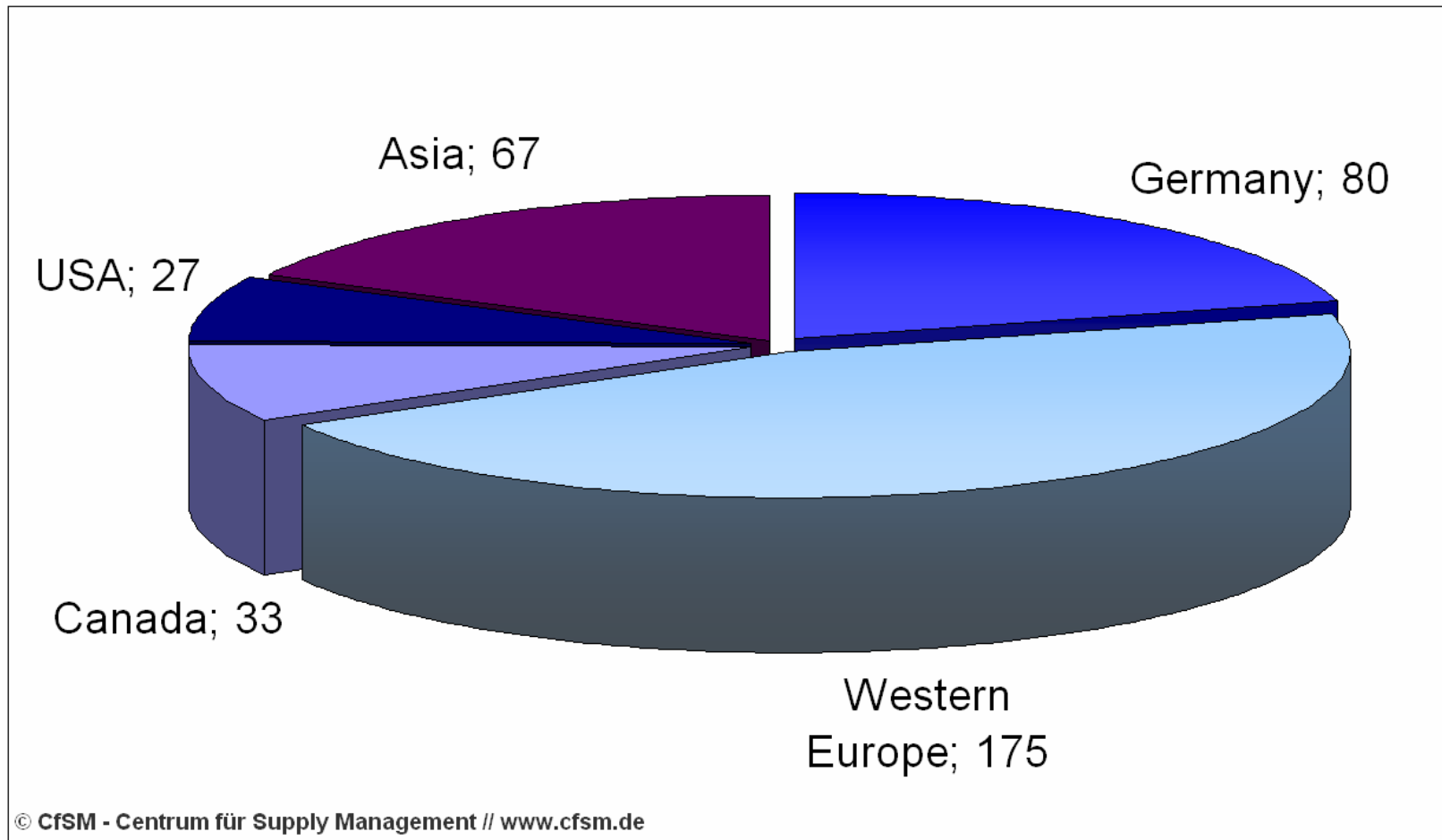
<b>Netherlands</b>		Nederlandse Vereniging voor Inkoop Management (NEVI)
<b>Norway</b>		Norsk Forbund for Innkjøp og Logistikk (NIMA)
<b>Singapore</b>		Singapore Institute of Purchasing and Materials Management (SIPMM)
<b>South Africa</b>		Institute of Purchasing and Supply South Africa (IPSA)
<b>Spain</b>		Asociacion Espanola de Responsables de Compras y de Existencias (AERCE)
<b>Sweden</b>		Inköp and Logistik ( I&L) / Sif COMPETENCE
<b>Switzerland</b>		Schweizerischer Verband für Materialwirtschaft und Einkauf (SVME)
<b>Thailand</b>		Purchasing and Supply Chain Management Association of Thailand (PSCMT)
<b>USA</b>		Institute for Supply Management (ISM) CAPS

## **Company / business unit data**

- **Country of headquarters**
- **Industry**

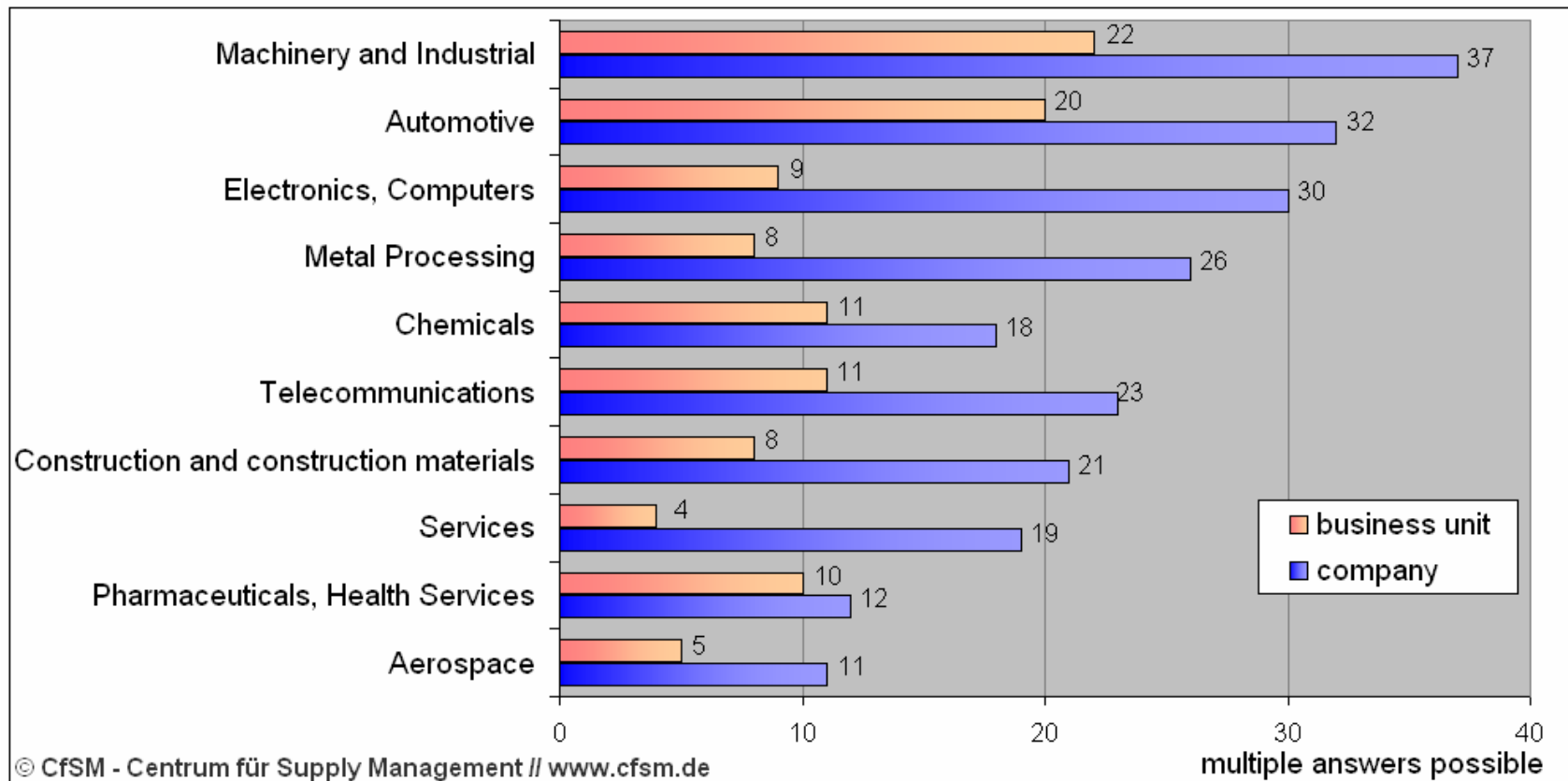
## Country of headquarters

- 384 companies took part in the study
- (other countries (2) in sample not presented here)



Industry where company / business unit is mainly operating in

- answers are related either to the company or the business unit/division – depending on the level of responsibility of the answering person



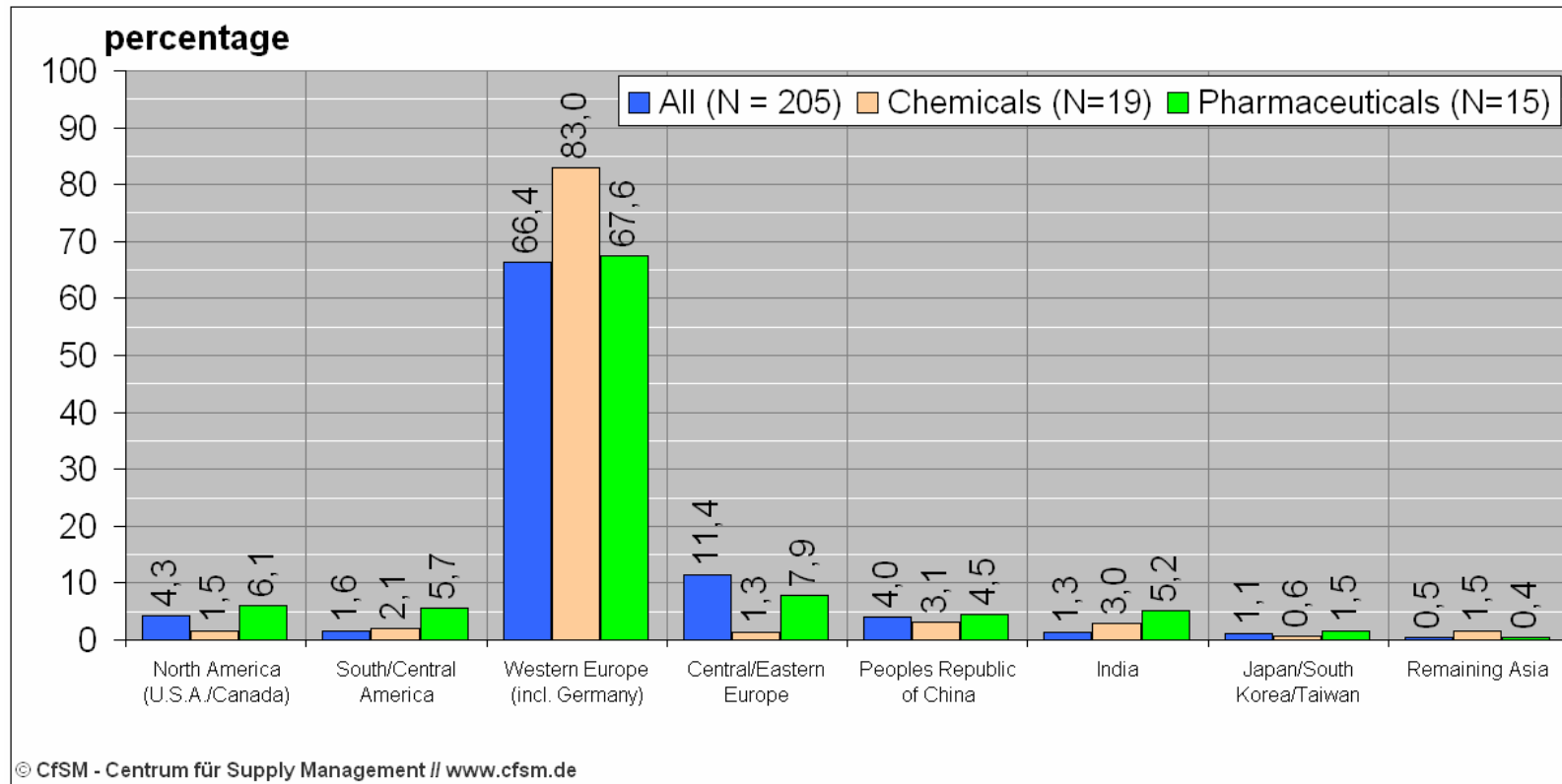
## **Specific Data of the Purchasing / Supply / Sourcing unit the answering person is responsible for**

- **geographical regions where the total spend is consumed today and in the future**
- **sourcing regions for different consumption regions**
- **motivation**
- **potential benefits of different sourcing regions**



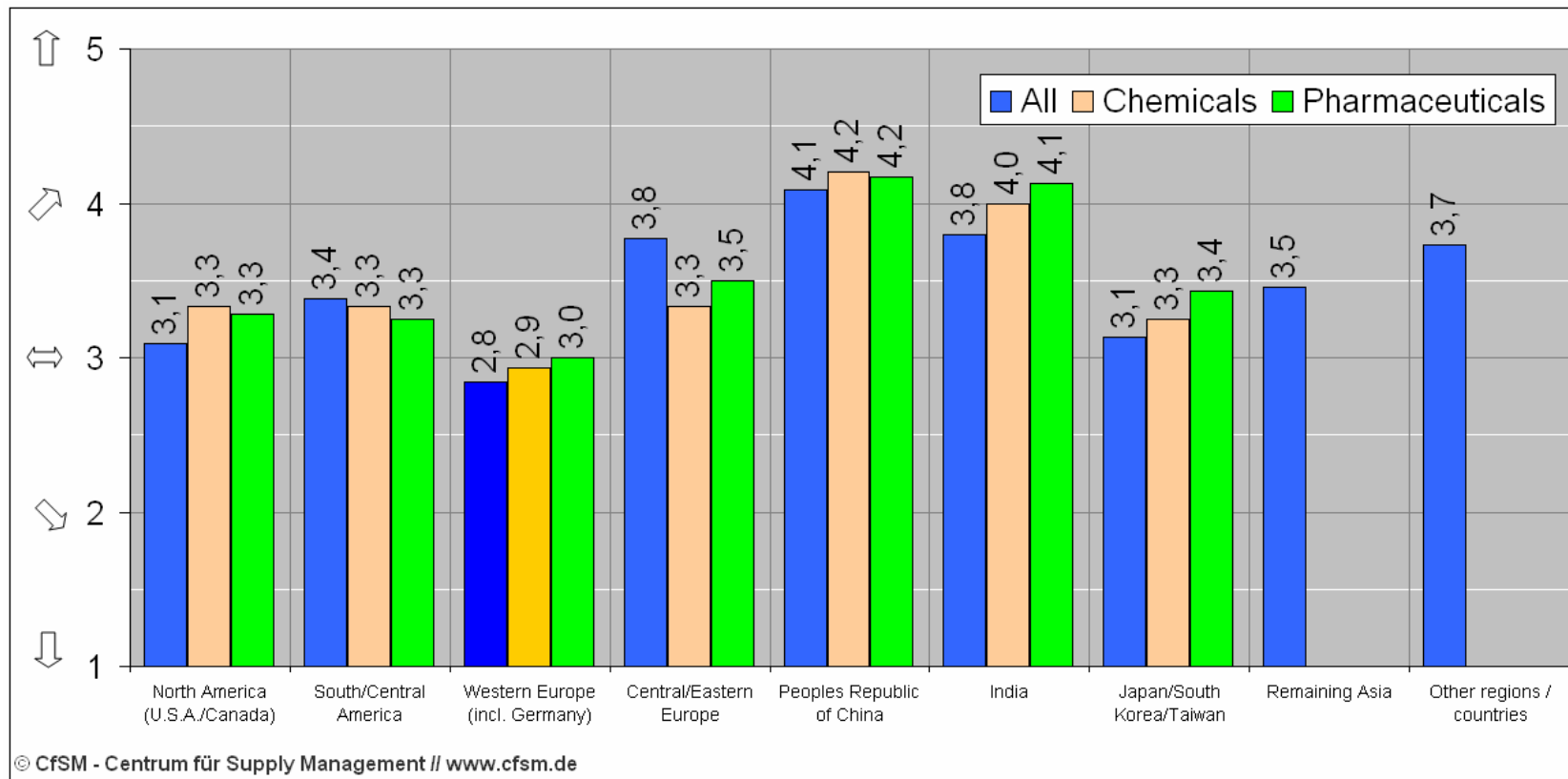
## Geographical regions where total spend is consumed by western european companies

- Today WEC consume two thirds of their total spend in WE and can be therefore considered as being rather focused on domestic and regional production; Chemicals spend even 83 % in WE!
- Only CEE can be considered as being a relevant second manufacturing region; Pharmaceuticals are more spread than average



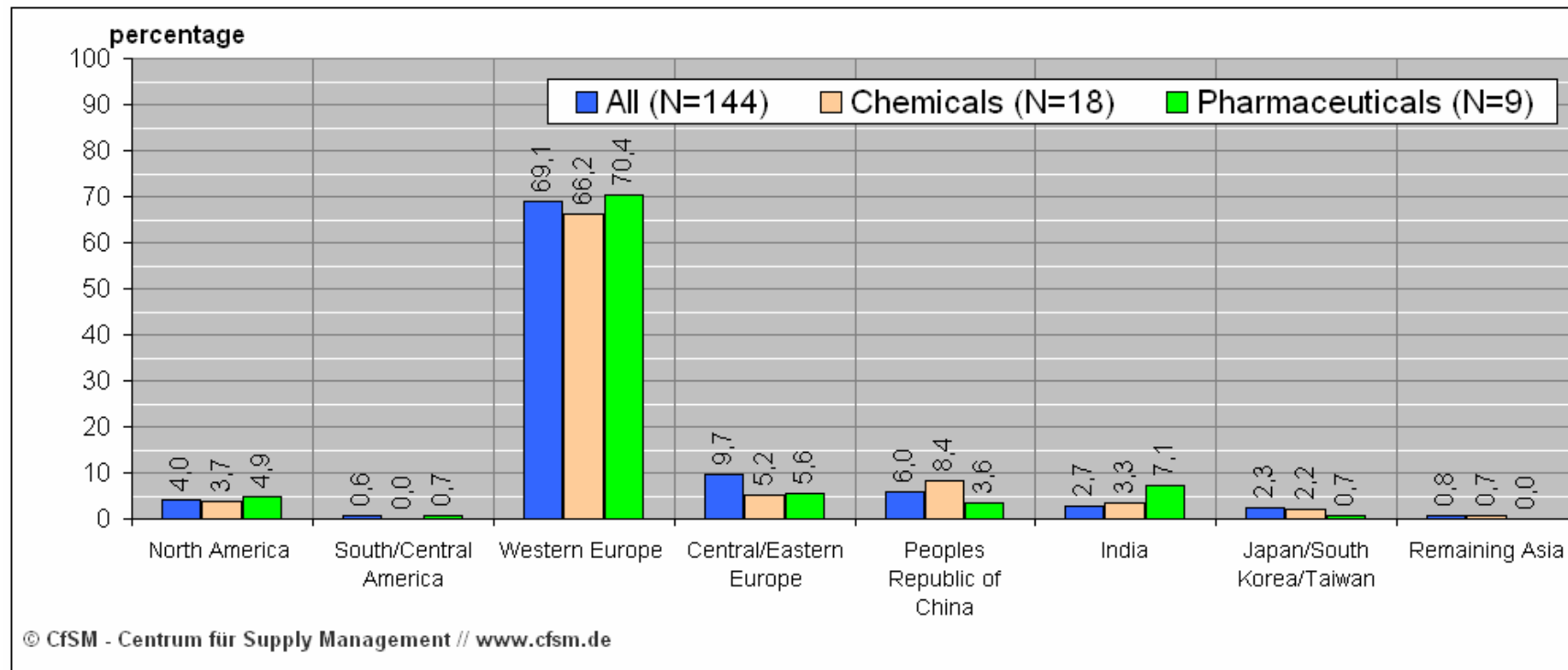
## Change of consumption region in next five years (Western European Companies)

- WEC will increase production first of all in CN, closely followed by India and CEE
- Chemicals and Pharmaceuticals will increase in CN and India; CEE is on one level with NA, SCA and JP, KR, TW
- Consumption of total spend and therefore production in WE will slightly decrease



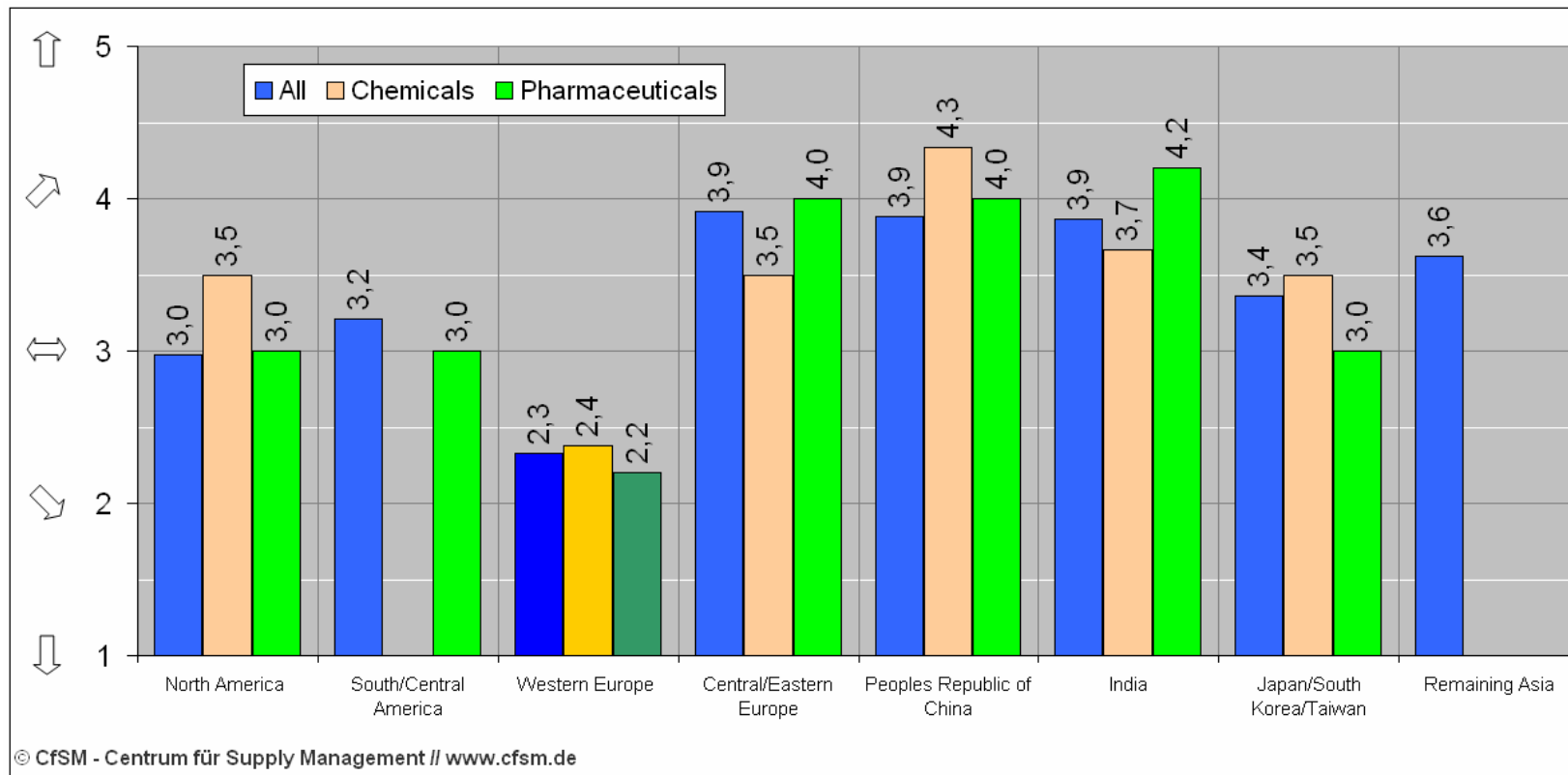
Geographical region where total spend consumed in Western Europe is sourced from

- Total spend consumed in WE is mainly sourced in this region (69%)
- Only CEE (9.7%) plays a significant role as supply market, followed by CN (6%), while others fall behind
- Today Chemicals are above average in CN and Pharmaceuticals in India
- Both industries are below average in CEE



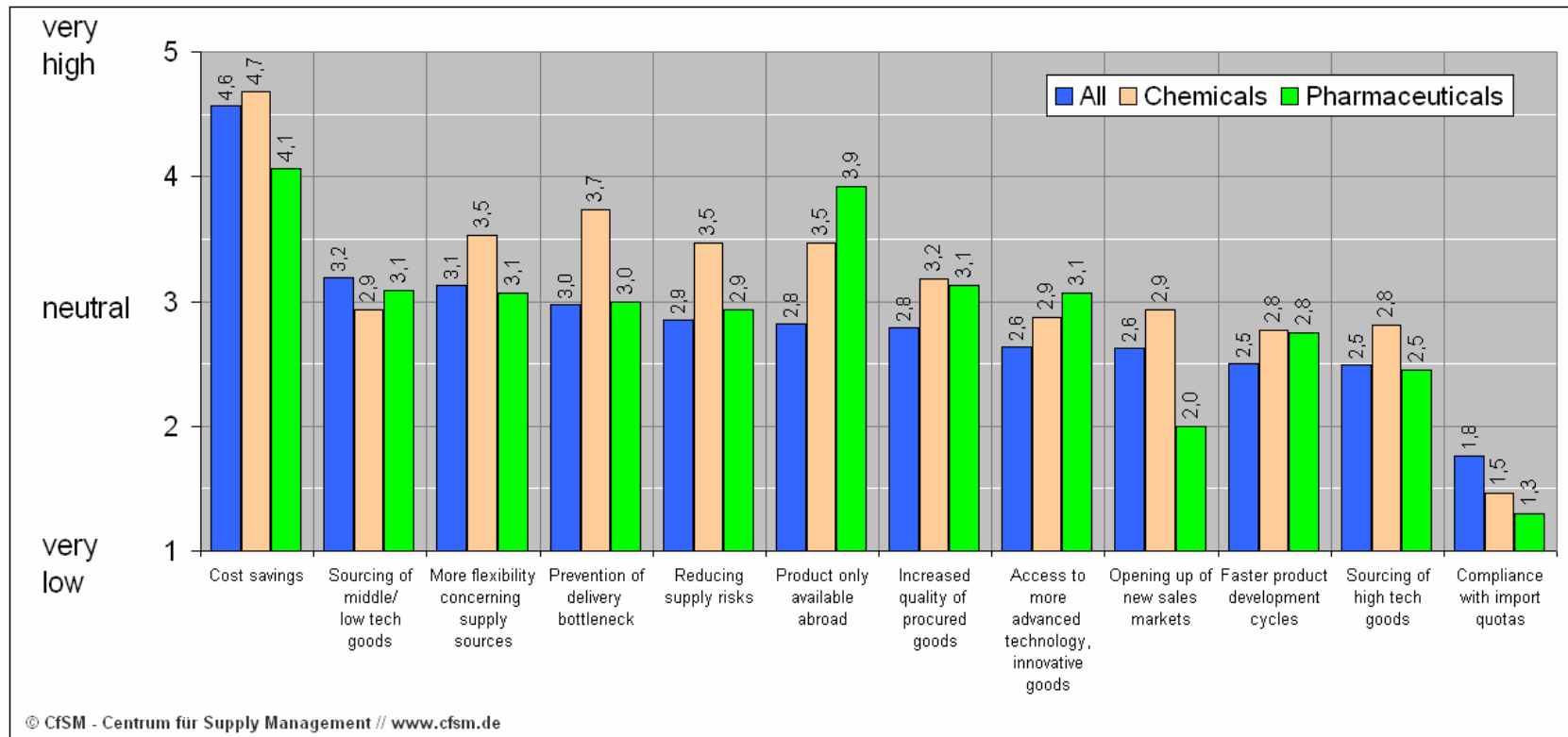
## How will this change over the next 5 years (2007-2011) (Western European Countries)?

- CEE, CN, and India will become more attractive supply markets, followed by remaining asia
- Sourcing from WE for consumption in WE will decrease significantly
- Chemicals will increase their spend above average in CN and Pharmaceuticals in India; both will not catch up in CEE compared to other industries



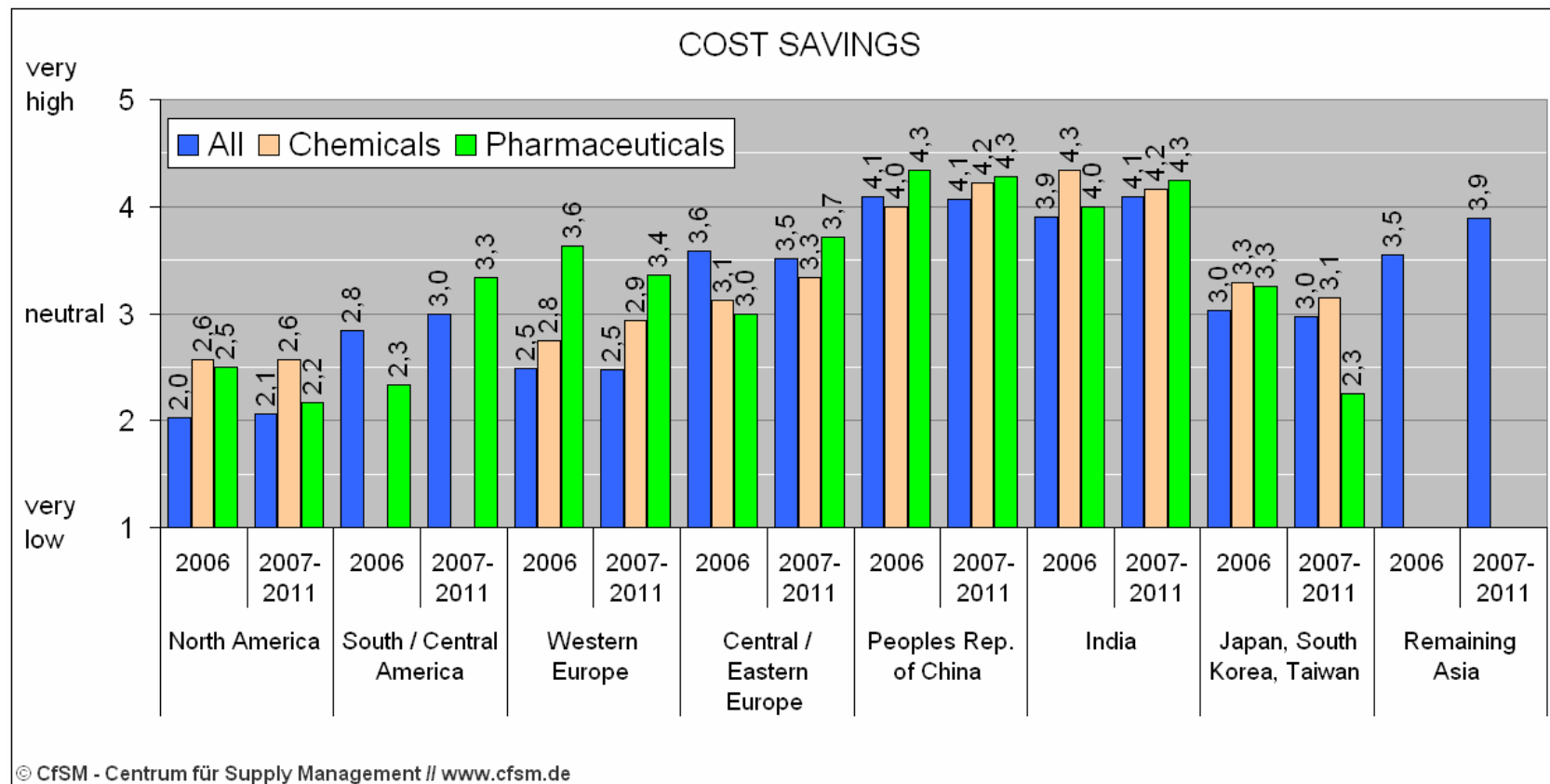
## Motivation – original decision to source internationally (answered by western european companies)

- Western European Companies are only cost driven in Global Sourcing
- Pharmaceuticals are the exception: Cost savings are on one level with source are only available abroad
- Chemicals are also cost driven, but flexibility and risks of the supply chain are more focused than average



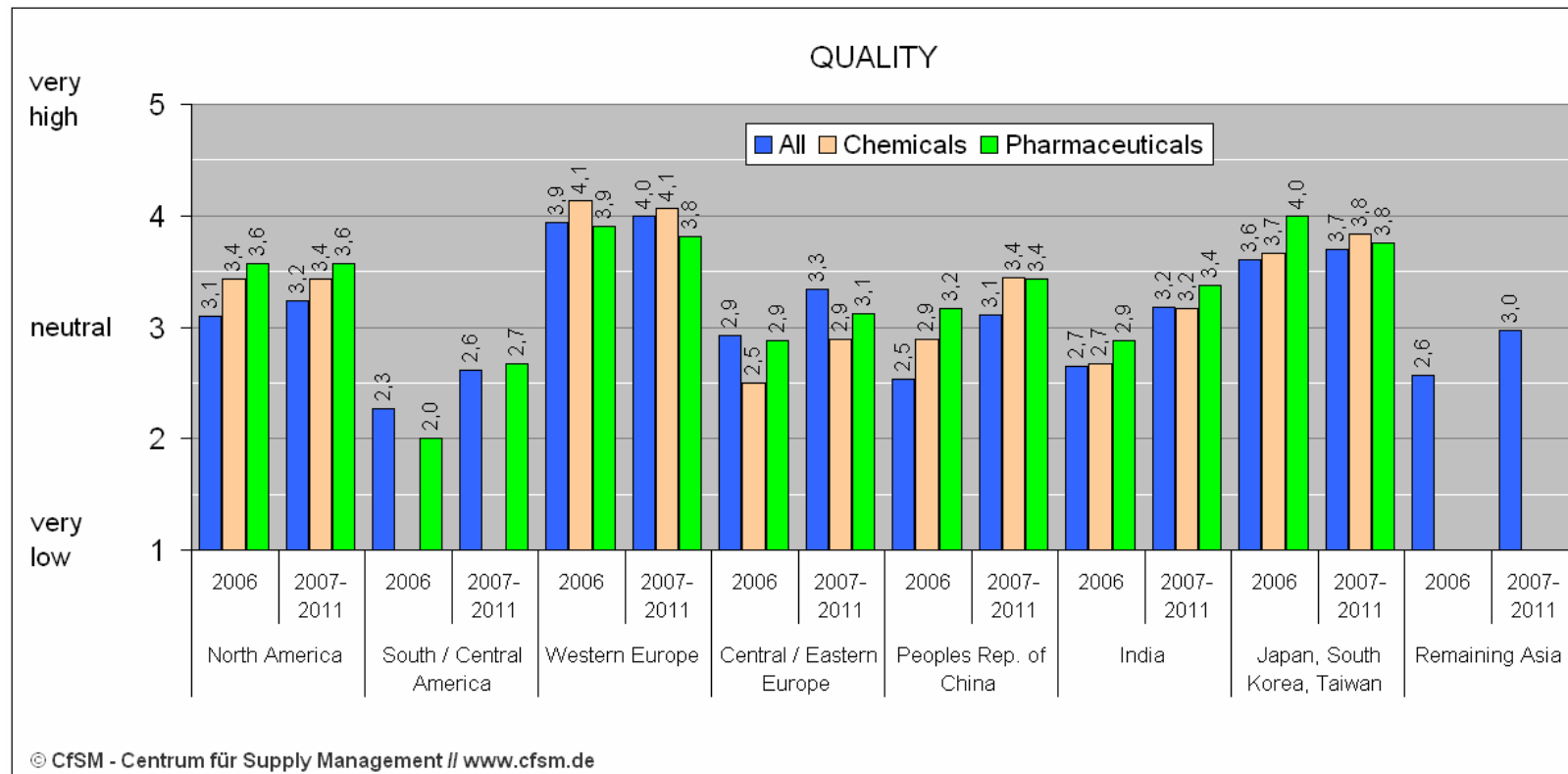
## Benefits for supplies from sourcing regions today and for the next 5 years (answered by Western European Companies)

- Today highest potential for cost savings are supposed in CN and India; both industries are slightly above average
- Pharmaceuticals suppose interesting potentials still in WE on one level with CEE and above the „rest of the world“



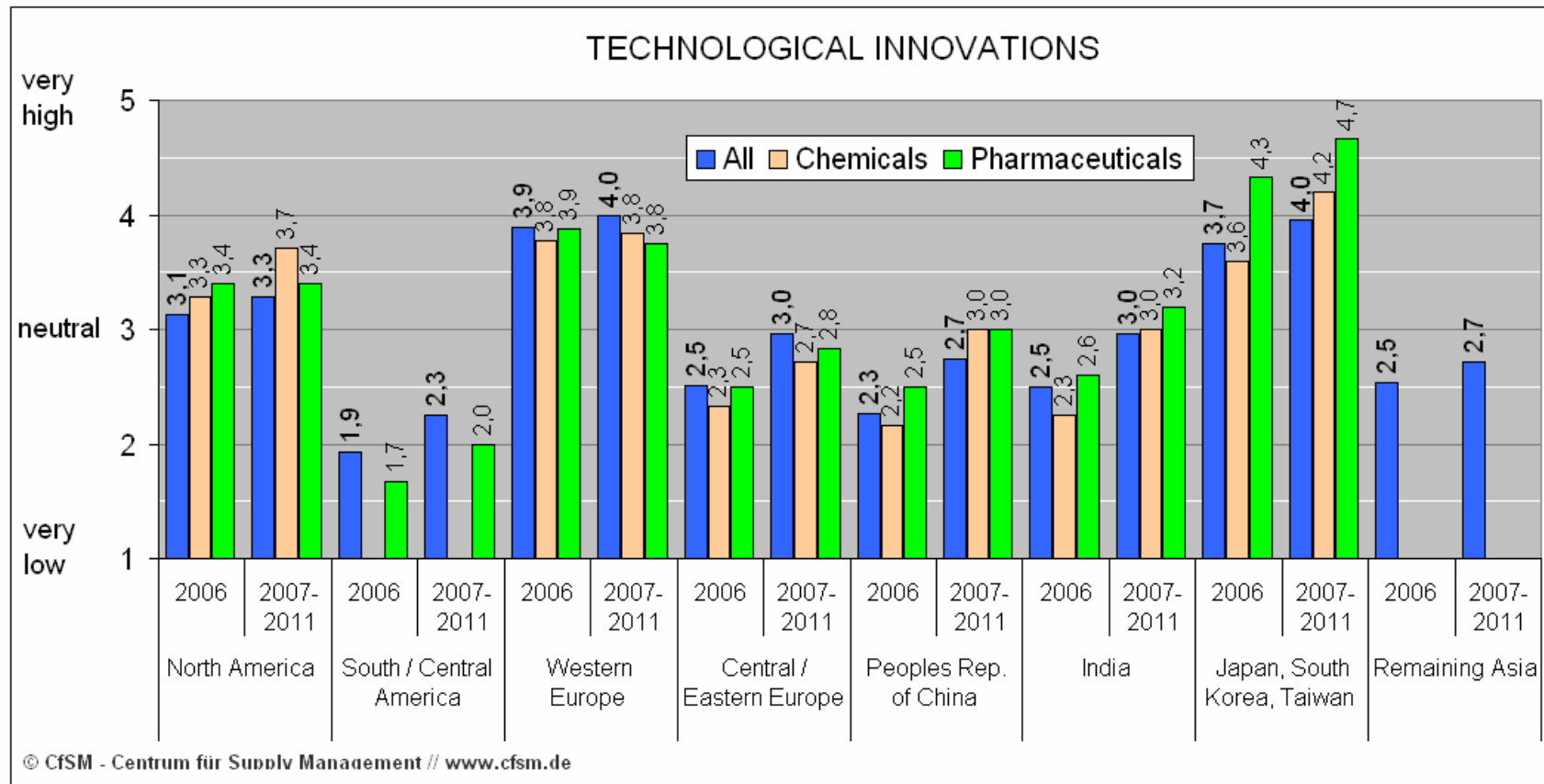
## Benefits for supplies from sourcing regions today and for the next 5 years (answered by Western European Companies)

- Today CN and India are clearly behind WE for quality reasons
- Both industries rank CN today and in future above average
- CN and India will close the gap to WE step by step and are seen on one level with NA in five years time by Chemicals and Pharmaceuticals; CEE will fall behind



Benefits for supplies from sourcing regions today and for the next 5 years (answered by Western European Companies)

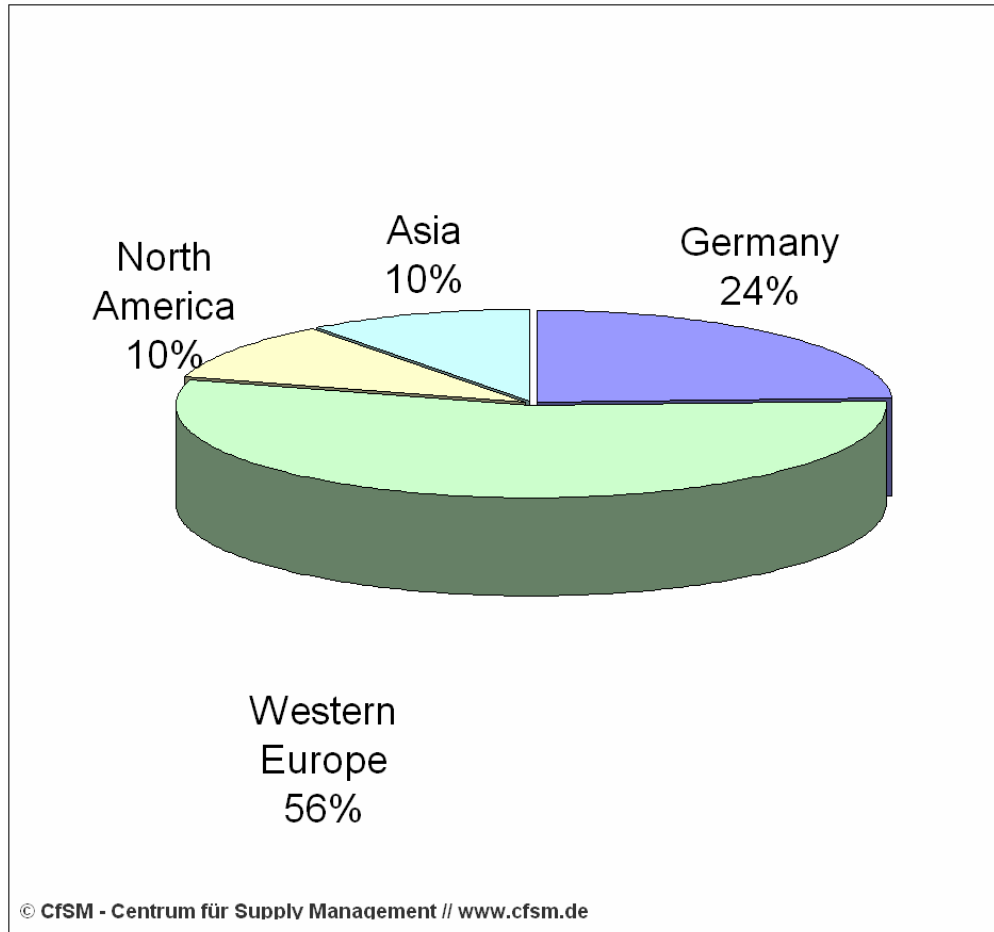
- Today all LCCs are clearly behind WE
- In the next years they will catch up a little but won't be able to close the gap
- Pharmaceuticals: JP/KR/TW will increase their strong position





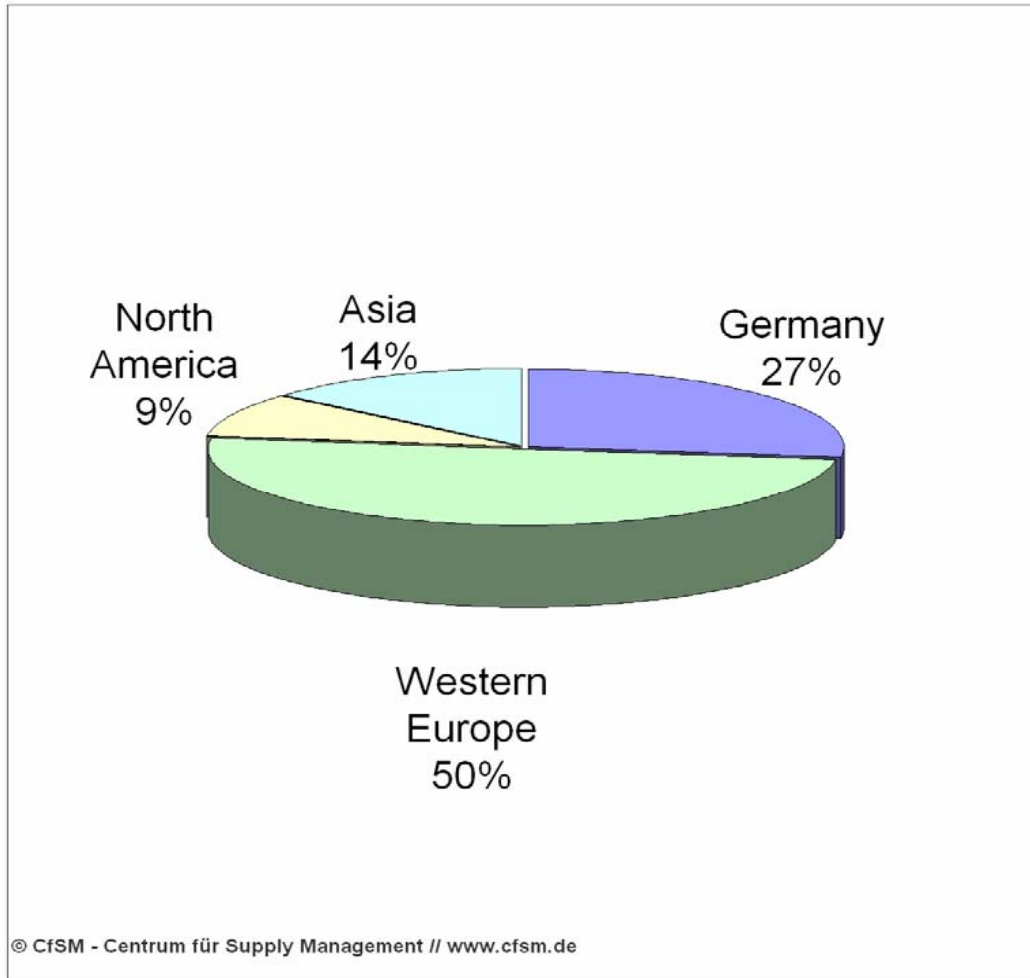
# Analysis demographics

## Analysis demographics: Chemicals



	occurence
PR China	3
Germany	7
France	2
Italy	1
Netherlands	2
Austria	1
Sweden	2
Switzerland	2
Spain	6
USA	3
sum	29

## Analysis demographics: Pharmaceuticals



	occurrence
Belgium	1
PR China	3
Denmark	1
Germany	6
UK	5
Sweden	1
Spain	3
USA	2
sum	22

## Further perspective of evaluation

- “average” vs. “best-in-class”
- view of north american and asian countries and companies
- view of different industries
- view of companies with different sizes
- view of different products (raw materials, semi-finished, finished)

## Further statistical evaluation

- most competitive factors and competitive position in the industry
- total spend today; changes over the past 5 and the next 5 years
- highest purchasing officer (rank, reporting)
- purchasing/supply operating expenditures (budget) today; changes over the past 5 and the next 5 years
- purchasing/supply operating expenditures (budget) for international sourcing today; changes over the past 5 and the next 5 years
- net effects of hard savings today; over the past 5 and the next 5 years
- number of employees assigned to strategic tasks; share related to all employees in purchasing/supply organization; changes over the past 5 and the next 5 years

## Further statistical evaluation

- key performance indicators to which the superior set targets
- strategic behaviour of the supply organization
- institutions/organizational designs to support international sourcing
- locations of the purchasing organization

- influence on share of international sourcing  
(size of enterprise, international sourcing experience...)
- differences in sourcing pattern according to geographical regions
- correlation between benefits of a sourcing region and the share of international sourcing
- correlation between success of international sourcing and the structure, size and budget of the purchasing organization
- etc.

**For an in-depth benchmarking  
according to your company profile**

**please contact:  
Dr. Holger Mueller  
Centre for Supply Management  
[Holger.Mueller@cfsm.de](mailto:Holger.Mueller@cfsm.de)  
phone +49-351-8106638  
[www.cfsm.de](http://www.cfsm.de)**